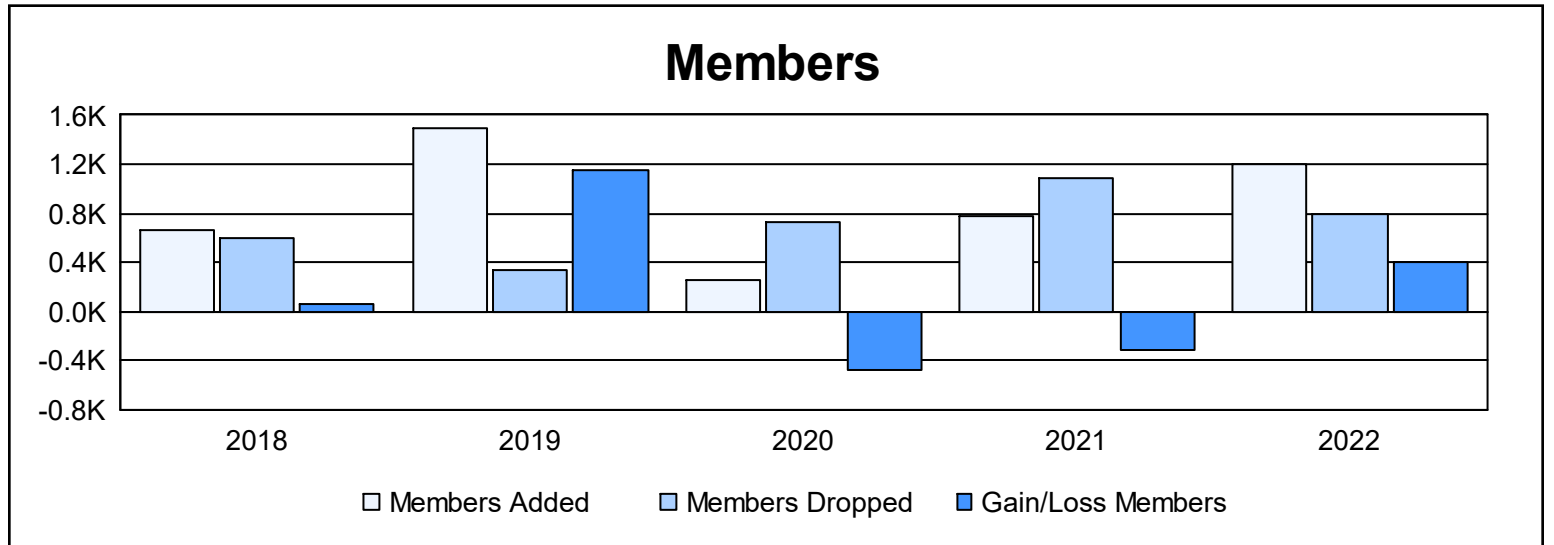
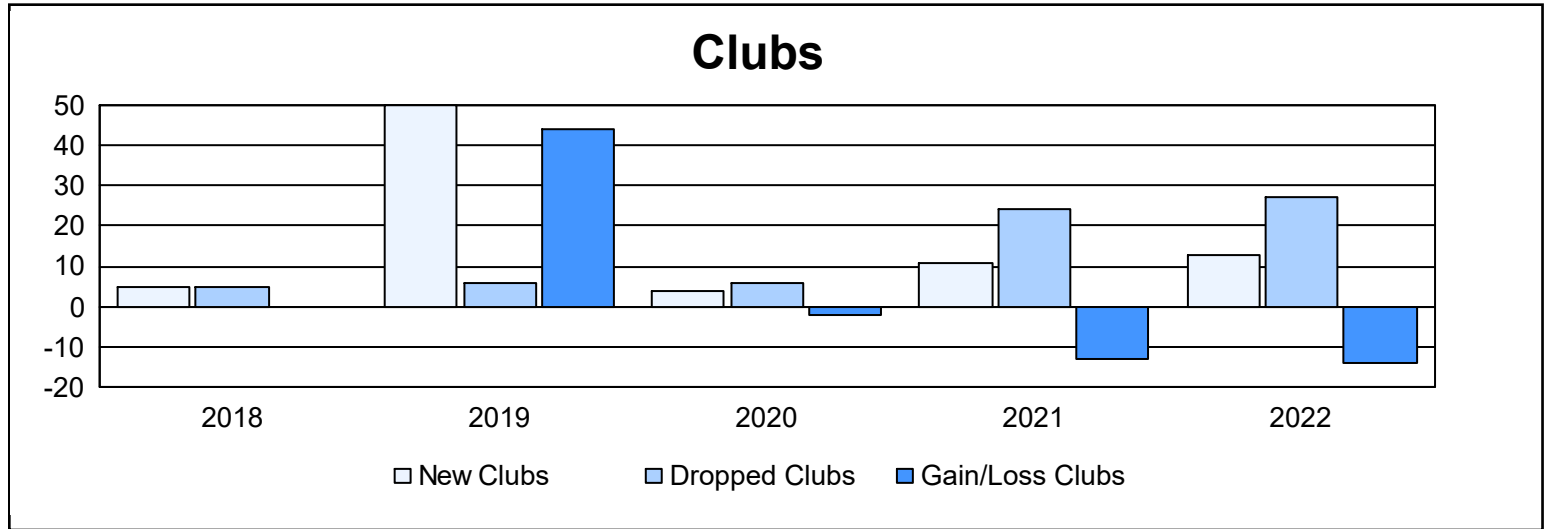
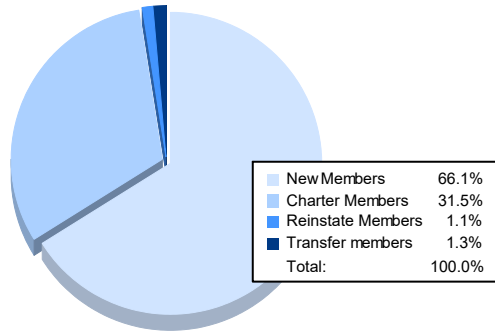


Year	New Clubs	Dropped Clubs	Gain/ Loss Clubs	New Members	Charter Members	Reinstate Members	Transfer Members	Total Member Added	Total Members Dropped	Gain/ Loss Members
2017-2018	5	5	0	374	154	96	33	657	601	56
2018-2019	50	6	44	254	1,196	42	7	1,499	343	1,156
2019-2020	4	6	-2	127	105	9	21	262	732	-470
2020-2021	11	24	-13	160	604	17	3	784	1,094	-310
2021-2022	13	27	-14	792	378	13	16	1,199	790	409
Average	17	14	3	341	487	35	16	880	712	168



Membership Composition June 2022 Cumulative



Gender Composition June 2022 Cumulative

